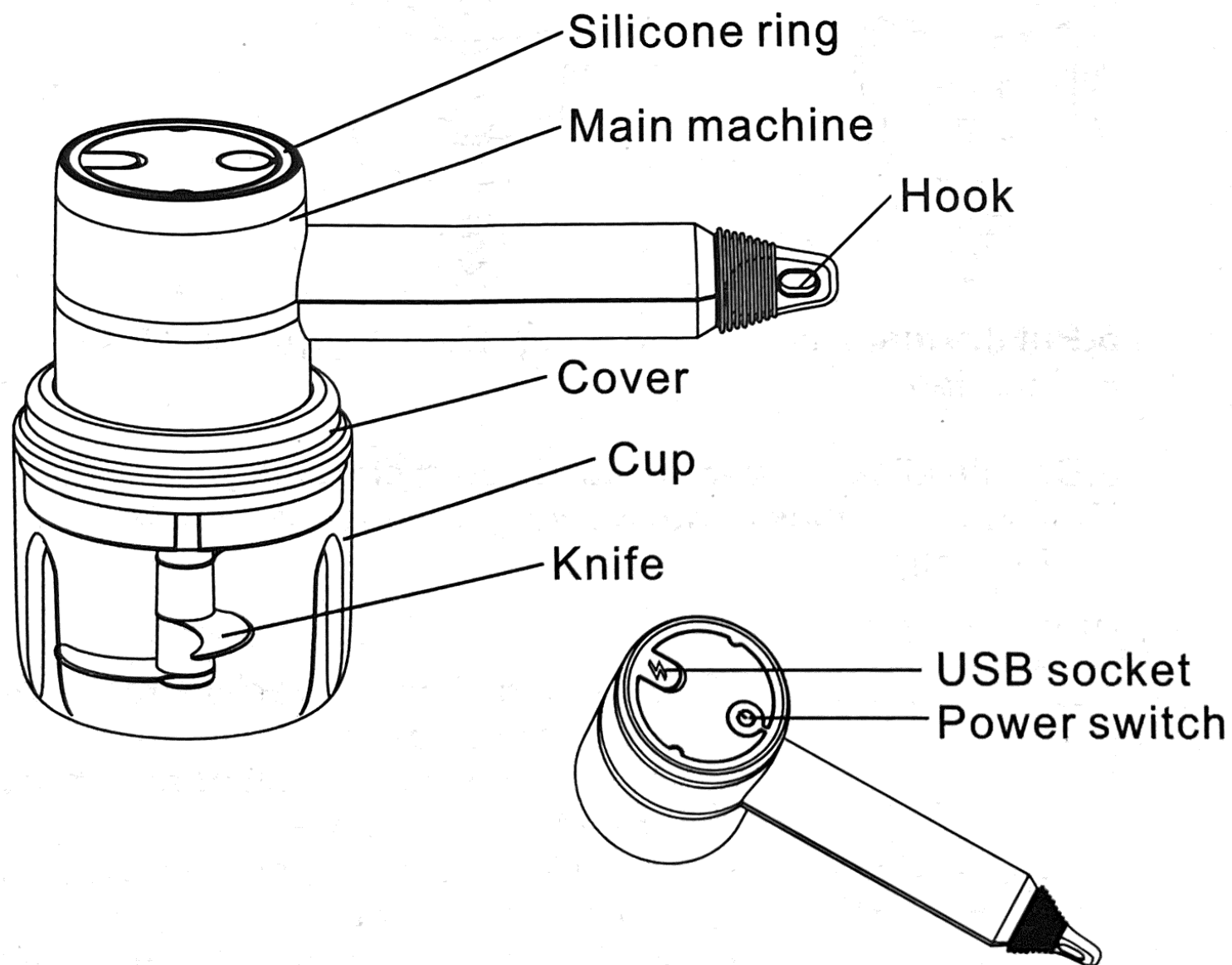


FEATURES

1. Unique appearance, waterproof & wireless portable design.
2. Double electronic safety switch, 3 speed, chopping food into size as your required.
3. Food grade material of cup, stainless steel blade. Easy cleaning & healthy.
4. Detachable parts, to be rinsed directly by water.

STRUCTURE



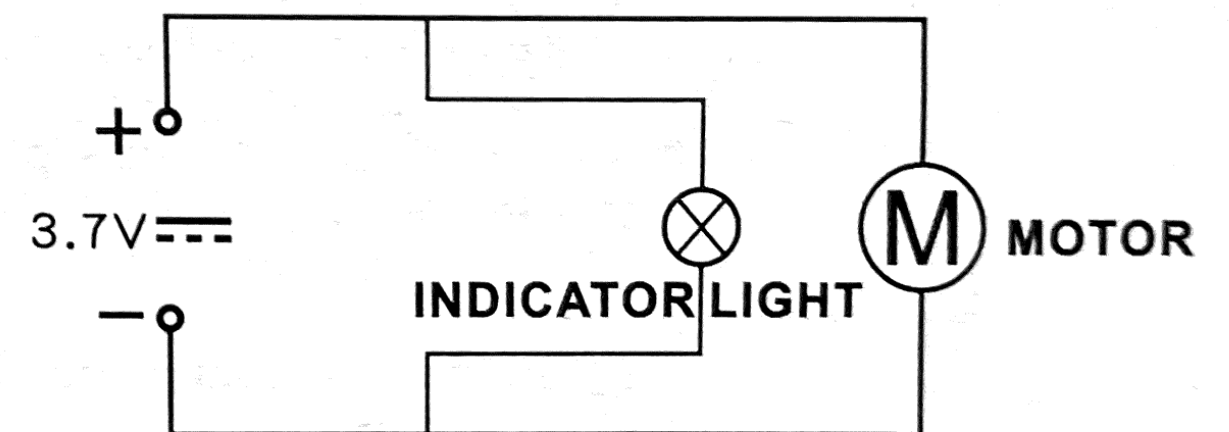
PACKING LIST

No.	Name	QTY	No.	Name	QTY
1	Main machine	1	4	USB cable	1
2	Knife	1	5	Manual instruction	1
3	Cup	1			

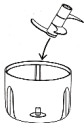
SPECIFICATION

Name	Wireless portable hand mixer/chopper		
Model No.		Working time	<60S
Battery voltage	3.7V \equiv	Charging time	4hours
Rated current	1.2A	Rated input voltage	5V \equiv
Rated power	20W	Rated input current	1A

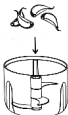
CIRCUIT



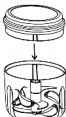
INSTRUCITON



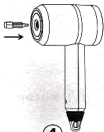
①



②



③



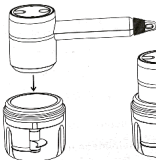
④

1. Fully charge main machine before first using. When full charging, the blue indicator light is on. Then cleaning all parts such as main machine, knife, cup.

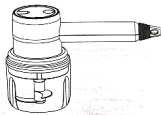
2. Insert knife into cup along the shaft inside cup. Then put food into cup.

3. After putting food inside, please install the positioning middle ring along the two slots on cup.

4. Insert the connecting shaft into main machine



⑤



⑥

5. Put the main machine into cup along the positioning middle ring.

6. Double click "power" switch to start chopping. If the knife is stuck or not working, please take some food out from cup.

OPERATION



1. Double click "power" switch, machine start at low speed.
2. Click "power" switch again, machine speed up to "middle".
3. Click "power" switch again, machine speed up to "high".
4. Click "power" switch again, machine stop.